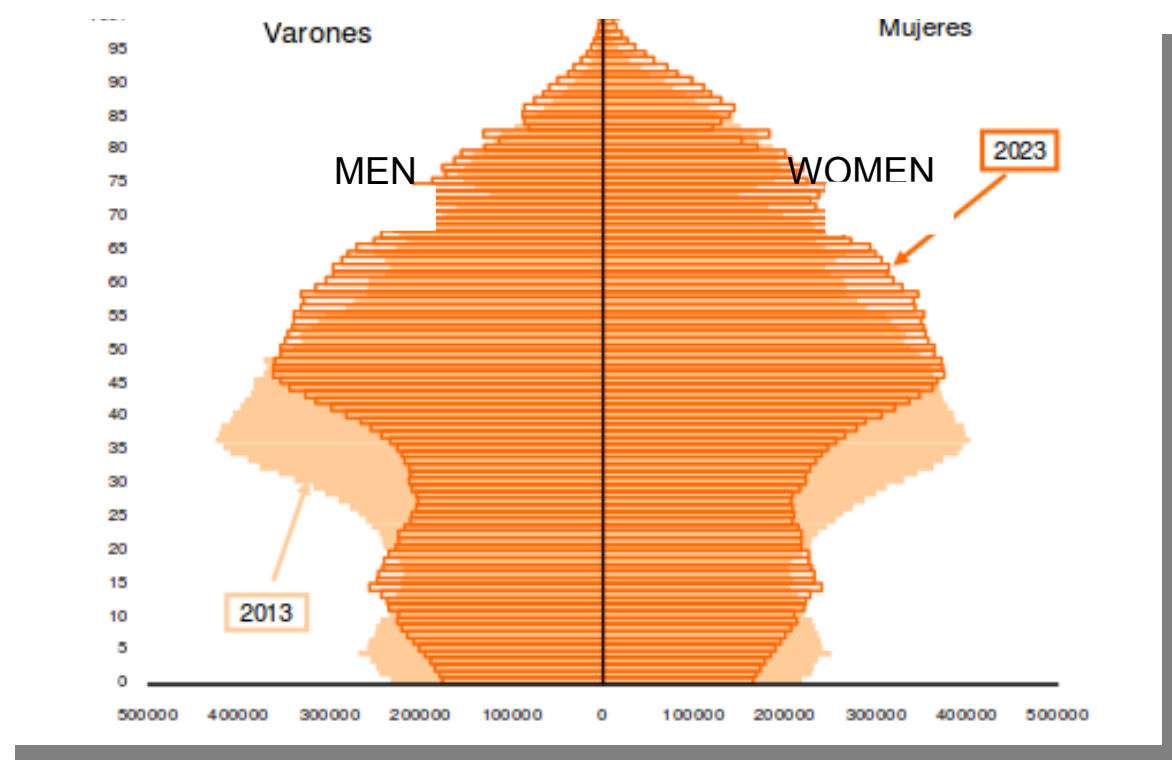


MADRID OPEN UNIVERSITY

TARGET GROUP



SPANISH DEMOGRAPHICS



AGE RANGE IN SPANISH PEOPLE

Grupos de edad	1 de enero de 2013	1 de enero de 2023	Crecimiento absoluto	Crecimiento relativo (%)
TOTAL	46.704.314	44.082.671	-2.621.643	-5,61
0 a 4 años	2.420.210	1.793.860	-626.350	-25,88
5 a 9 años	2.439.842	2.075.471	-364.371	-14,93
10 a 14 años	2.226.367	2.319.023	92.656	4,16
15 a 19 años	2.165.262	2.359.206	193.943	8,96
20 a 24 años	2.441.495	2.182.609	-258.886	-10,60
25 a 29 años	2.896.322	2.083.180	-813.142	-28,07
30 a 34 años	3.678.896	2.223.411	-1.455.485	-39,56
35 a 39 años	4.072.841	2.560.063	-1.512.778	-37,14
40 a 44 años	3.851.385	3.242.148	-609.238	-15,82
45 a 49 años	3.666.909	3.645.242	-21.667	-0,59
50 a 54 años	3.284.743	3.506.756	222.013	6,76
55 a 59 años	2.795.078	3.358.690	563.612	20,16
60 a 64 años	2.502.569	3.014.860	512.292	20,47
65 a 69 años	2.269.534	2.560.596	291.062	12,82
70 a 74 años	1.714.063	2.239.304	525.240	30,64
75 a 79 años	1.726.300	1.919.420	193.119	11,19
80 a 84 años	1.369.131	1.296.798	-72.333	-5,28
85 a 89 años	791.521	1.018.345	226.824	28,66
90 a 94 años	308.604	514.958	206.354	66,87
95 a 99 años	71.207	145.302	74.095	104,05
100 y más años	12.033	23.428	11.395	94,69

30 % PEOPLE OVER 50 YEARS

LIVE EXPENTANCY in SPAIN

Men: 79,3 years old

Women: 85,1 years old

GENERAL STATISTICS OF HIGHER EDUCATION DIPLOMA

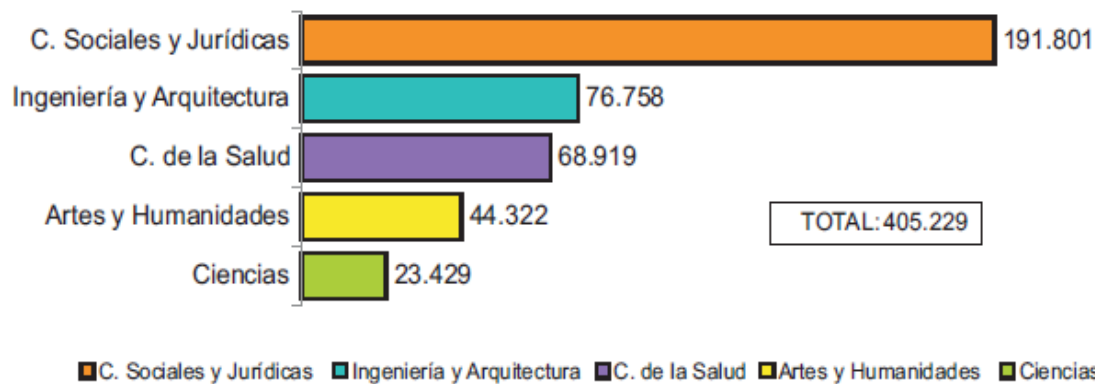
Alumnado que terminó por tipo de presentación, clase de enseñanzas y curso académico.

Unidades: Alumnado que terminó los estudios

	2007/2008	2008/2009	2009/2010	2010/2011
Valores absolutos				
ENSEÑANZA UNIVERSITARIA	204.006	215.882	244.739	275.246

Source: Spanish National Statistics Institute

Distribución de estudiantes de nuevo ingreso en el Grado por rama de enseñanza. Curso 2011-12



Source: Spanish Ministry of Education

UNEMPLOYED RATE IN SPAIN

January 2014

4.814.435*

ADULT EDUCATION (INITIATIVES)

1. Vocational training for unemployed people

1.1. Law of Qualification and Vocational Training

1.2. SPEE-INEM (Public Employment Services State-INEM) together with the Autonomous Community have created the Training and Inclusion National Plan (FIP Plan)

2. Continuous training for occupied workers

2.1 In Spain: training plans for occupied workers share its common reference frame with induction training plans and occupational professional training plans.

2.2 Last 10 years: Spanish Government Politics in continuous training materia caused in 1993 the creation of **“The Tripartite Foundation for Training in Employment”**

ADULT EDUCATION (INITIATIVES)

3. From 2000 until now

3.1. 2002: Creation of the **Organic Law of Education Quality (ESWL)**

- New concept of education: **Lifelong Learning**
- **Continuous learning** as basic principle of the Education System

3.2. The Education Authorities regulates the adult training with the art. 3, Organic Law 2/2006, 3th of May, of Education (LOE).

4. Organization of teaching adult basic education

4.1 It is organized in two parts: Basic Education and Post-mandatory Education.

4.2 Definition of **Basic education** (art. 68 LOE): adults who wish to acquire the skills and knowledge related to basic education are provided with an offer adapted to their conditions and needs.

4.3. The **Education Authorities** organizes periodic tests for people over eighteen to allow them to directly obtain the Diploma in Secondary Education (as long as they have achieved the core competencies and objectives of the stage)

MOU's SPECIFIC TARGET GROUP

Nº of spanish students enrolled in Spanish HE
2012/2013

BACHELOR DEGREE (BD)

1.450,036

MASTERS DEGREE (MA)

111.087

STUDENTS ENROLLED + 40

Estadística de la Enseñanza Universitaria en España. Curso 2010-2011

Resúmenes Generales

Alumnado matriculado en estudios de 1er y 2º ciclo por Universidad, sexo y Edad.

Unidades: Alumnado

	Ambos sexos
	De 40 años y más
TOTAL	59.370

Source: Spanish National Statistics Institute

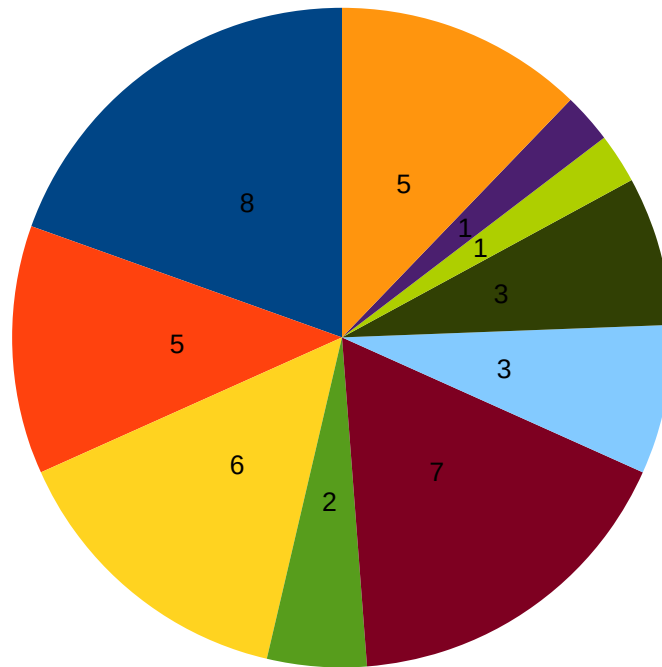
MOU's TOTAL

737 students

MOU STUDENTS OVER 50

Total:
67 STUDENTS

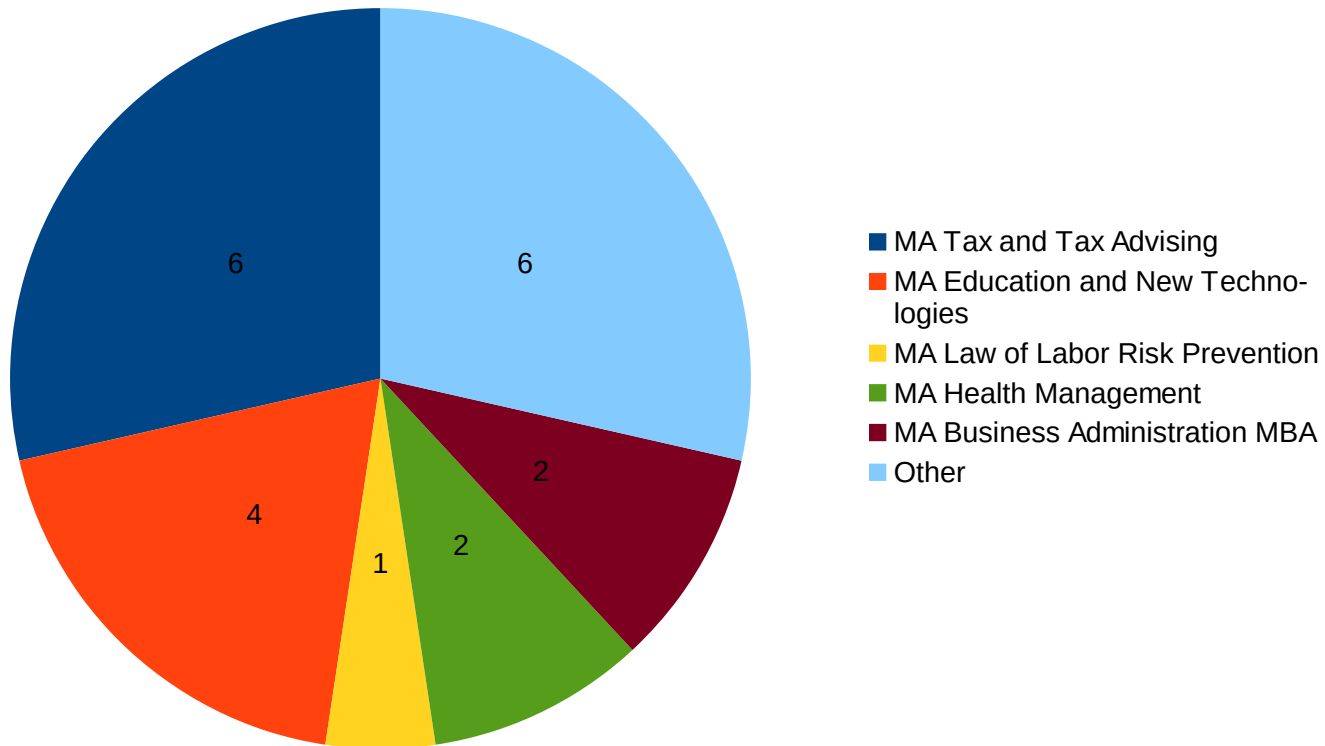
Bachelor Degrees



- BA Criminology
- BA Business Administration
- BA Law
- BA Economy
- BA History
- BA Humanities
- BA Engineering
- BA Teacher Training
- BA Journalism
- BA Psychology

MOU STUDENTS OVER 50

Masters Degree



Types of Analysis

1. Studies behaviors within the ICT beginners course (ATIC)



2. Specific survey development

- Usability (general)
- Impact in the learning process
- Acquisition of personal competences